

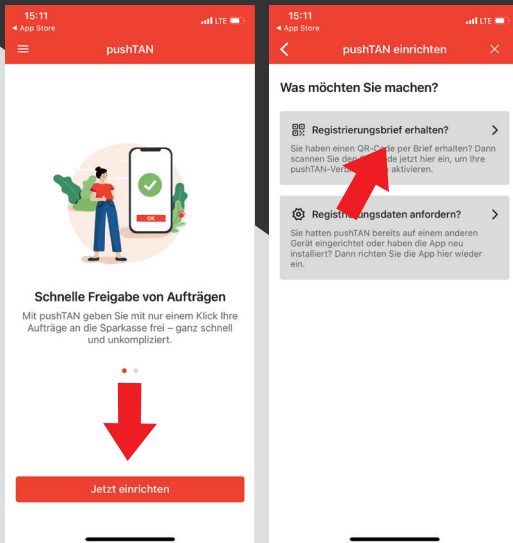
Aplicatia pushTAN pas cu pas

1

Instaleaza aplicatia S-pushTAN .

2

Deschide aplicatia si apasa:
„Jetzt einrichten“
„Registrierungsbrief erhalten“
„weiter“




3

Introduce o parola noua de
doua ori
Parola formata din cel putin 8
criterii litere mari si mici,
numere si un semn.

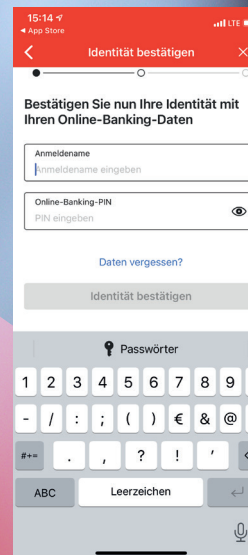
4

Da accept cameri pentru a putea
fi scanat codul QR.



5

Introduce codul bancii
553 500 10 si datele
pentru Online Banking
(Anmeldename + PIN).



6

Schimba Pinul de activare
(cel putin 5 criterii)
Introduce noul PIN de doua
ori

! **Memoriati PIN. Acest PIN
este necesar si in aplicatia
Sparkasse.**

7

Legatura Push-TAN a fost
efectuata!

